

**BEFORE**



A must for your tool box. Great for the car, boat, campsite, and workshop!

**FS-303**

Patent Pending

**FOLD-A-SAW**




**AFTER**

Includes 2 spare blades! Accepts standard 12" hacksaw blades.



Includes 2 spare blades stored in the frame. Accepts standard 12" hacksaw blades.



Thanks for purchasing an American designed product, the **FOLD-A-SAW**, an amazing space saving tool that unfolds to a full hacksaw in seconds!

**Assembly:**

Turn the **Fold-A-Saw** with the handle facing down and tap or shake until **front link** ① comes out. Now pull on **front link** ① to swing **front arm** ② out of the **frame** ③. Rotate the **front arm** ② all the way until it stops. Next rotate **handle** ④ into position until it stops against the top frame. Remove any blades stored in the top of **frame** ⑤.

of the hack saw blade. Turn knob counter clockwise to increase tension, clockwise to decrease. Adjust knob so tensioning lever latches back into the frame with a slight amount of force. **Fold-A-Saw** is now ready to use!

**IMPORTANT: Do not overstress the tensioning system. Damage to the blade or saw could result.**

**Blade Installation:**

Tilt saw to the left to expose the **release lever** ⑥. Pull down on **lever** ⑥ and swing out the blade tensioning system to its maximum position. To make the blade easier to install place the saw frame on a flat surface. Open blade **retainer latches** ⑦ and insert the blade over the guide pins with the teeth angled forward. Close **retainer latches** ⑦ over pins to secure blade.



**Important:** The **knurled knob** ⑧ controls the tension

**Storage:**

To repack repeat steps above in reverse order. **Note:** two hacksaw blades can be stored inside **channel** ⑨ by placing the blades on the locating pins.



Going camping? Order the **B-304 blade** and turn the **Fold-A-Saw** into a wood cutter that is perfect for your backpack!

(Note: B-304 blade cannot be stored inside the Fold-A-Saw frame)

**Satisfaction Guaranteed or Your Money Back!**



392 PACIFIC STREET, STAMFORD, CT 06902  
PHONE (203) 324-0067 ☆ FAX (203) 324-7844 ☆ [www.SeatekCo.com](http://www.SeatekCo.com)

An American Design by:  
Lucien Ducret

# We Are Always Designing New Labor Saving Products to Make Your Job Easier!

**NEW!**

## Vee-Twin VT-270



Do you have cables that are almost impossible to strip? The Vee-Twin will easily & precisely strip the jacket off these cables. Often the only option for difficult rubber & plastic jacketed cables is to use a knife. This is where the Vee-Twin steps in. It is easy to adjust, safe to use, and can fit into difficult to reach locations.

Range  
5/16" to 2-1/8" O.D.


Available  
Now!

U.S. Patent  
6,308,417

- Works great on difficult to strip cables No more stripping cables with a dangerous open ended knife!
- No other tool on the market can strip as many different cables in such a compact easy to use package!

**NEW!**

## ROTO-SPIN™ DATACOM JACKET STRIPPER



**CT-250**  
U.S. Patent 6,662,450

### Perfect to Strip Fiber-Optic, Category 5, Datacom Virtually any Jacketed Cable!

- Precisely ring & straight cut in one operation from 0.16" to 0.60"
- Rotating cam that makes it foolproof to set the depth of cut
- Clever adjustable stop with scale in inches & mm to strip cables the same length every time

**NEW!**



By popular demand the larger capacity  
SA-200L strips 3/8" to 7/8" cable

- Same great features as the standard size Strip-All with a larger capacity, strips from 3/8" all the way to 7/8" diameter
- Works great on plenum, line cords, NM (flat or round), all-in-one home automation cables, virtually any rubber jacketed cable!
- Calibrated micrometer dial for precise depth of cut adjustment.

Perfect to strip  
All-In-One Cable!

**NEW!**

## STRIP-ALL® WITH UR CRIMPER CABLE AND WIRE STRIPPER



- Combines cable stripping features with a crimper for UR and UY connectors.
- Strip cable by setting razor sharp blade with micrometer dial.
- Perfect tool for data, phone and communications work - one tool does it all!

**Strip, Cut, and Crimp Wires With One Tool!**

**NEW!**

## JR-128 Jacket Ripper




SEATEK Co. JR-128 CABLE JACKET RIPPER

- **The better way** to remove the jacket of medium & large multiconductor cables
- Use on **entrance cable**, plenum, phone, multi-pair & tray cables. Even strip jackets from some liquid-tight, Flex or MC!
- Lightweight at 3 ounces, length 5-1/2", body is nickel plated steel covered by a **comfort grip handle**.

**NEW!**

## RM-202AA



We've just added an **even faster machine** to our line! The **RM-202AA** with **automatic cable cutting** drastically **reduces labor costs**. Simply set the length to be stripped and insert the cable until it **activates the cutting sensor**. The **Rotomatic** will then do the rest for you – **automatically locate the groove and cut the armor**. This eliminates manually finding the cable groove, and pushing a button or pulling a lever to make the cut. For even faster production two Rotomatic **RM-202AA**'s can be placed side by side to strip both ends of the cable simultaneously! This cuts the stripping time in half.