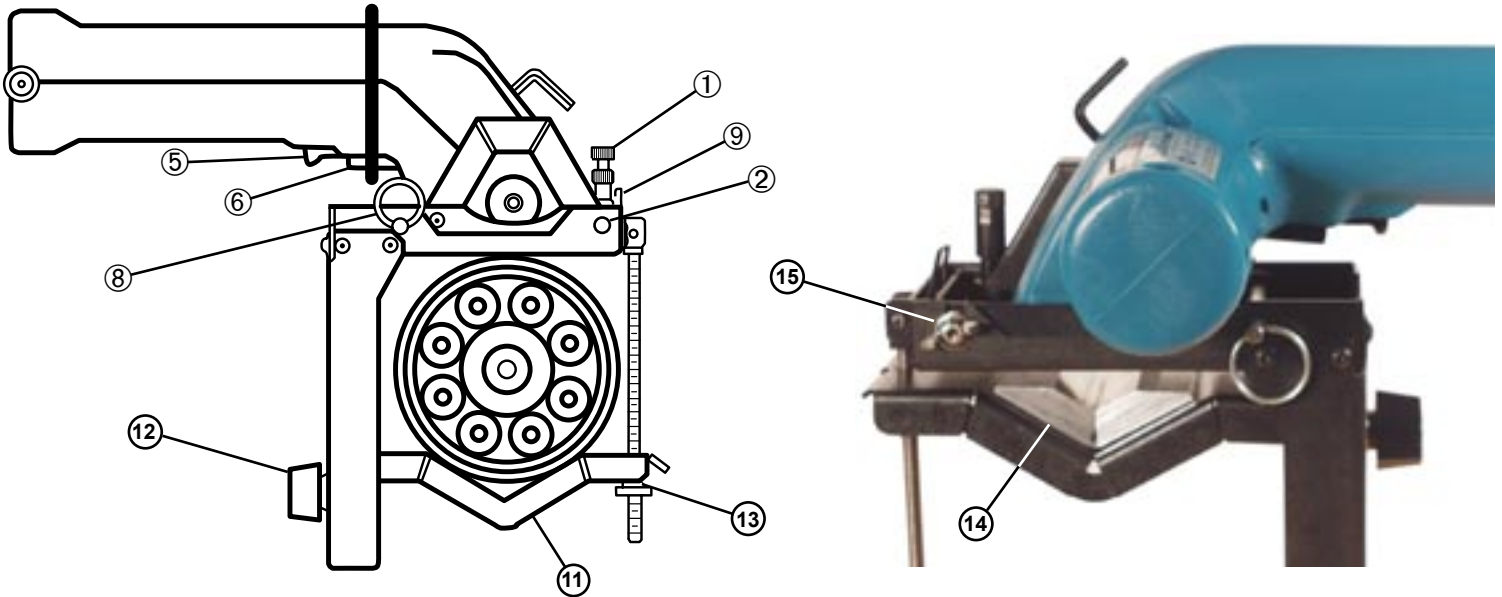


Please spend a few minutes reading these instructions to learn how to get years of satisfaction from the RSK-150RC Roto-Skinner



RING CUT CABLES FROM 1/2" TO 5" (13mm to 125mm)

This portable tool was especially designed to slit the jacket of all power cables such as non-metallic PVC, etc. or metallic aluminum or steel armored cables such as Okonite CLX and Rockbestos Flexgard cables - plain or encased within a plastic jacket. Cables from 1" to 5" in diameter can be slit easily with the Roto-Skinner, strip cables less than 1" with **SV-150 Adapter**.

This tool is battery operated and the battery pack can be recharged in one hour with the charger available. Since the Roto-Skinner motor is enclosed and double insulated this tool can be used safely on the job site where non-sparking tools are a must. To remove the battery pack simply flip the back clip up at the end of the tool and slide the battery pack out.

STEP 1 - Adjusting Depth of Cut

- a. Use the cable's manufacturer's data sheet to find the jacket thickness or measure the jacket thickness.
- b. When tool is fully depressed the blade must protrude by the exact amount of the cable's jacket or armor thickness.
- c. Each turn of the adjustment screw ① is equal to .030". Turn the adjustment screw ① counter-clockwise until blade is set to the proper depth of cut (Use the enclosed feeler gage to precisely check the depth of cut.)
- d. Lock micrometer by turning knob ② clockwise.

If you cannot measure the cable jacket thickness or data is not available make shallow trial cuts as described in Step 2 and adjust screw ① until the proper depth of cut is reached.

STEP 2 - Adjusting Cable Guide

- a. To cut cables smaller than 1" install the **SV-150 Adapter**, it screws into the bottom of the cable vee using 2 red capped thumb screws. Make sure latch ⑨ is secured & that washers for knob ⑭ are one either side of the guide wall.
- b. Adjust the sliding vee member ⑪ to the outside size of the cable using the scale provided and tighten knob ⑫
- d. Place the tool over the cable where the ring cut must be performed. **Important - Make sure that the area to be ring cut is straight to get an even depth of cut.**
- e. Latch and adjust the knurled knob ⑬ until the assembly is snug; do not overtighten which prevents the tool from easily spinning around the cable

STEP 3 - Stripping Cables

- a. Slide the safety lock ⑤ backward and slide "O" ring over trigger ⑥ to continuously run the motor running.
- b. Make a plunge cut by lifting the rear of the Roto-Skinner until the blade has cut all the way through the insulation or armor. Keeping the head down by tightening knob ⑮ which keeps the platen in the cutting position.
- c. Rotate the Roto-Skinner around the cable until a full turn is completed
- c. Slide back "O" ring ⑩ to stop the motor and remove the Roto-Skinner from the cable by loosening knob ⑬ and knob ⑮

WARNING!!!

Never attempt to cut already installed cables, since any contact between a live wire and ground can be lethal.

Replacing the B-151 Blade

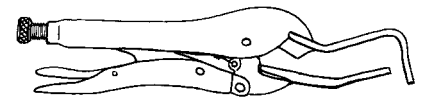
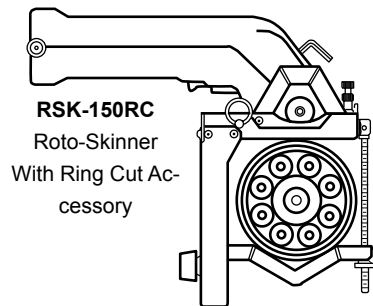
CAUTION!!! Make sure that you remove the battery pack from the Roto-Skinner before attempting to replace the circular blade

- Remove the battery pack and swing down the cable guide assembly by pushing the spring latch ⑨ forward
- Remove the cap screw holding the blade and washer using the provided allen wrench. Tap the wrench with a small plastic tipped hammer in a counter-clockwise direction until the screw loosens.
- Remove the washer and slide out the blade. Replace the blade and reinstall with the arrow on top. Reorder Cat. No. **B-151** blades. Make sure latch ⑨ is secured & that washers for knob ⑭ are one either side of the guide wall.

WARNING: Never run the motor unless the tool is placed on top of a cable or attempt to use the Roto-Skinner without the blade guard in place

Accessories:

- B-151 Replacement Blade
- BP-152 Battery Pack
- C-153 Battery Charger
- CL-154 Grip-Lock Tool Clamp



Grip-Lock Tool
Cat.# CL-154

Specifications:

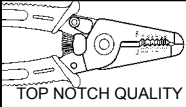

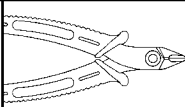

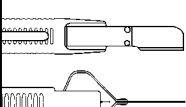

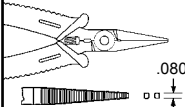

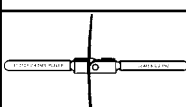
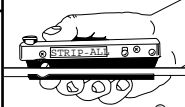



RSK-150RC Ring-Cutter

- Accepts cables from 1" (25mm) to 5" (125mm). Strip cables less than 1" with **SV-150 Adapter**
- Weight 2 lbs 6 oz. (1.1kg)
- Quickly switch from straight-cut to ring cut with quick release fast pin.
- Grip-lock adjustable clamping tool is available to secure the cable & guard against kick back. Order Cat. #**CL-154**.

LIMITED WARRANTY:

The Roto-Skinner has a limited warranty against defects for 90 days. During that time any part except battery pack, battery charger and the circular cutter will be replaced free. You pay only the shipping charges. We stand behind our products and we will never let a customer down. If you have any problems call us first; we will do everything in our power to help you.

SOME OF OUR NEW PRODUCTS IN STOCK FOR IMMEDIATE DELIVERY

 TOP NOTCH QUALITY	 MW-S10-S	MULTIPURPOSE PLIERS, CUTTER, & WIRE STRIPPER. STRIP WIRES FROM 10 TO 20 AWG AND CUT WITH SHEARING KNIFE EDGE. PULL WITH BUILT-IN PLIERS. OVERALL LENGTH IS 5-1/2"		 DP-512-B	DIAGONAL PLIERS TO CUT HEAVY GAGE COPPER WIRE UP TO 12 AWG. OVERALL LENGTH OF PLIERS IS 5". BLUNT CUT.
	 RS-828-KB	ROUND CABLE STRIPPER. STRAIGHT & RING-CUT CABLE FROM 5/16" TO 1". STRIP JACKETED CABLES, PVC, RUBBER, ETC.		 ML-NP6-T7	PROFESSIONAL NEEDLE NOSE PLIERS. LENGTH OF JAWS 1-1/4". OVERALL LENGTH OF PLIERS IS 5-1/2". HEAVY DUTY CONTOURED HANDLES.
 "HINGENIOUS"	FT-210	CAM ACTION, HINGED FISH TAPE PULLER, TWO HANDED ACTION FOR TWICE THE PULLING FORCE. MUCH SAFER AND PREVENTS KINKS IN TAPE.	 STRIP-ALL®	SA-200	STRIPPER FOR JACKETED CABLES (PLASTIC, TEFLON OR RUBBER). STRAIGHT & RING CUTTING FROM 1/4" TO 5/8" DIA. WITH WIRE STRIPPER, FOLDING KNIFE BLADE & REPLACEMENT BLADE. PRECISION DEPTH OF CUT ADJUSTMENT.
 MIGHTY-MITER®	 MM-175	CONSISTS OF AN ADJUSTABLE VISE THAT SECURES THE MATERIAL TO BE CUT WITH AN ADJUSTABLE QUICK CLAMPING SYSTEM. RANGE FROM 3/16" TO 2". THIS ACCESSORY FITS MILWAUKEE® BRAND RECIPROCATING SAWS INCLUDING THE 18 VOLT CORDLESS AND SUPER SAWZALL.®	 SWING-SAW®	SW-130	COMPACT HAND TOOL TO CUT SQUARE ANY LIQUID TIGHT CONDUIT. CAN BE USED ON PLASTIC, COPPER, ALUMINUM & STEEL TUBING, THREADED RODS, EMT CONDUIT, SURFACE RACEWAYS ETC. MAXIMUM VISE JAW OPENING 1-1/2". BLADES ARE EASILY

Sawzall® is a registered trademark of the Milwaukee® Electric Tool Company



A SMALL COMPANY WITH BIG IDEAS®
392 PACIFIC STREET, STAMFORD, CT 06902
PHONE (203) 324-0067 ☆ FAX (203) 324-7844 ☆ www.SeatekCo.com

